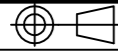
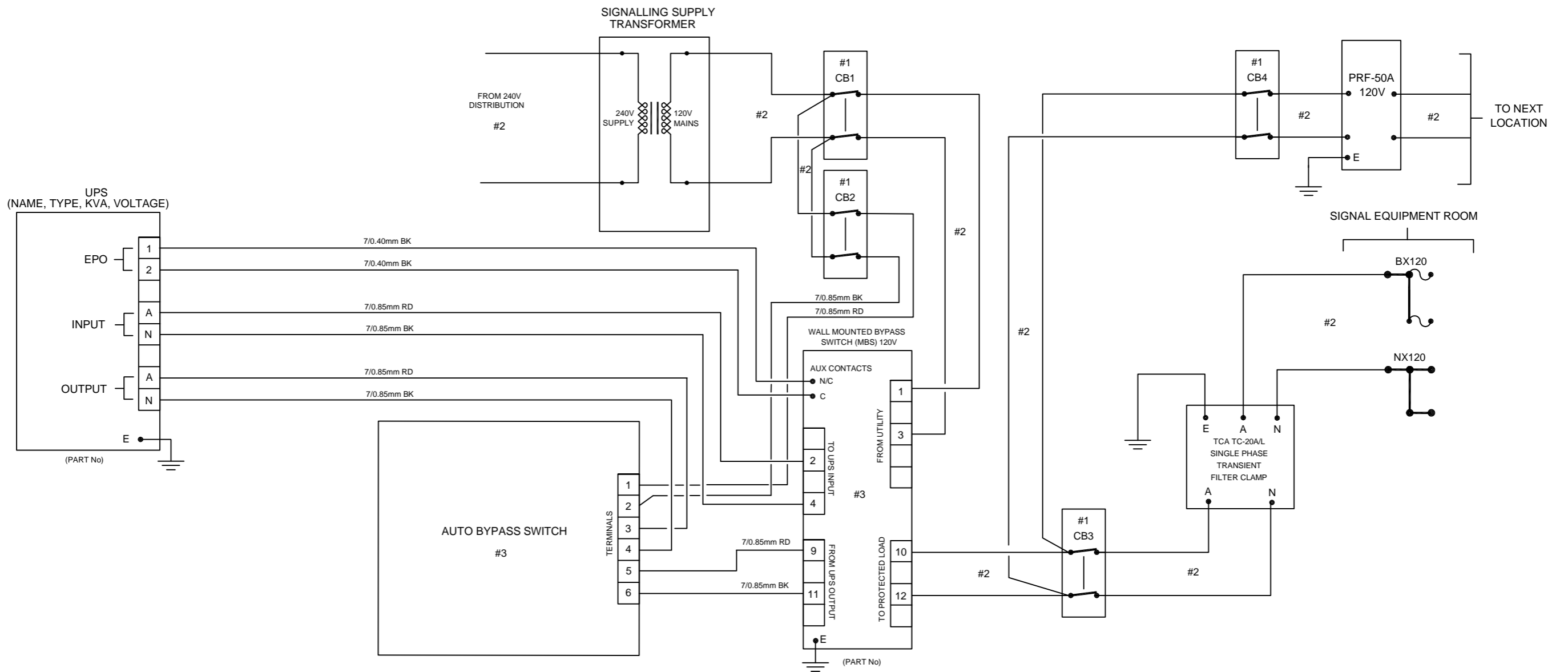


DRAWN TO
AS1100



DO NOT SCALE

ALL DIMENSIONS IN MM
UNLESS STATED OTHERWISE



- #1 - RATING TO BE DETAILED
- #2 - CABLE SIZE TO BE SPECIFIED
- #3 - DANGER LABEL TO BE APPLIED TO COVER

DANGER

**THIS INSTALLATION
IS FED BY AN ALTERNATIVE
POWER SUPPLY**

© 2015 Australian Rail Track Corporation Ltd.

Drawing standard in accordance with EGP-04-01 & EGP-04-02

Used on / Next higher assembly:
ASSEMBLY

Filename:
STD-S0021

Alternate DMS number:

Rev	Date	Revision Description	Designed	Checked	Ind. Rev.	Approv.
1	20/07/15	INITIAL DESIGN	G Hartland	J Budden	M Blaik	M Blaik

Designing Company:		ARTC 2 Kings Road Broadmeadow NSW 2292	
Designed	G.HARTLAND	20/07/15	ARTC ACCEPTANCE
Checked	J.BUDDEN	28/07/15	Accepted By M.BLAIK
Ind.Rev. Company	ARTC	Ind.Rev. Name M.BLAIK	Signed: _____
Review	M.BLAIK	29/07/15	Signature
			Acceptance Date

ARTC

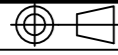
STD-S0021

UPS_CHANGEOVER_TYPICAL-GENERAL_ARRANGEMENT

Sheet No.
1 of 1
Scale:
Not to
Scale

SHEET
SIZE
A3

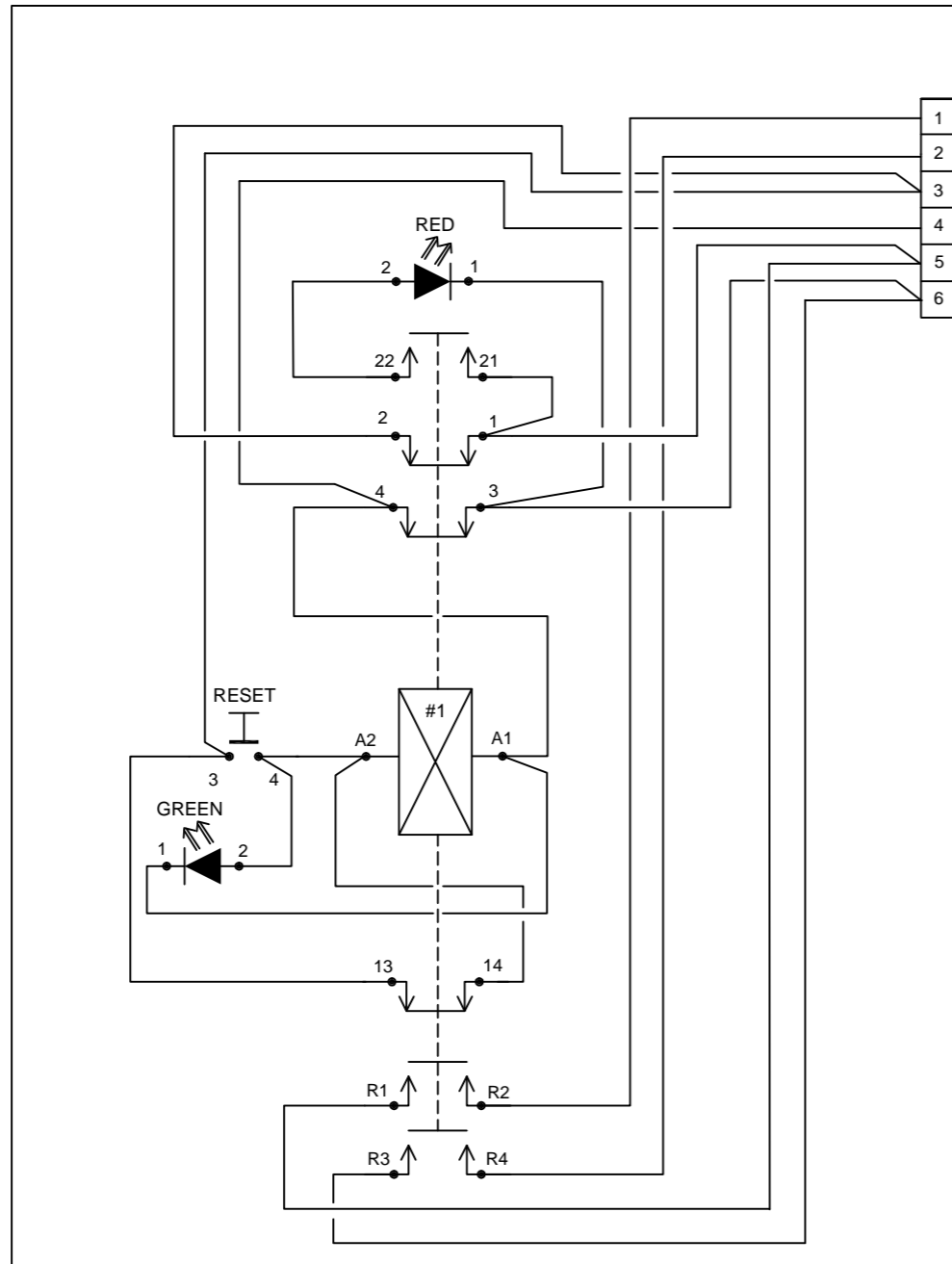
1
DRAWN TO
AS1100



2
DO NOT SCALE

3
ALL DIMENSIONS IN MM
UNLESS STATED OTHERWISE

AUTO BYPASS SWITCH



TERMINALS
1
2
3
4
5
6

#1 - CONTACTOR: SCHNEIDER ELECTRIC (TELEMECHANIQUE P/No: LC1D258F7) 110VAC COIL, CONTACT RATING 40A @ 440V, OR
SCHNEIDER ELECTRIC (TELEMECHANIQUE P/No: LC1D258U7) 240VAC COIL, CONTACT RATING 40A @ 440V

ALL INTERNAL WIRING 7/0.85mm

F © 2015 Australian Rail Track Corporation Ltd.

Drawing standard in accordance with EGP-04-01 & EGP-04-02

Used on / Next higher assembly:
ASSEMBLY

Filename:
STD-S0022

Alternate DMS number:

Rev	Date	Revision Description	Designed	Checked	Ind. Rev.	Approv.
1	20/07/15	INITIAL DESIGN	G Hartland	J Budden	M Blaik	M Blaik

Designing Company: ARTC ARTC 2 Kings Road Broadmeadow NSW 2292	
Designed	G.HARTLAND 20/07/15
Checked	J.BUDDEN 28/07/15
Ind.Rev. Company	ARTC
Ind.Rev. Name	M.BLAIK
Review Signature	M.BLAIK
Acceptance Date	29/07/15

ARTC

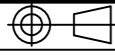
STD-S0022

UPS_BYPASS_TYPICAL-AUTO_BYPASS_SWITCH_CIRCUIT

Sheet No.
1 of 1
Scale:
Not to
Scale

SHEET
SIZE
A3

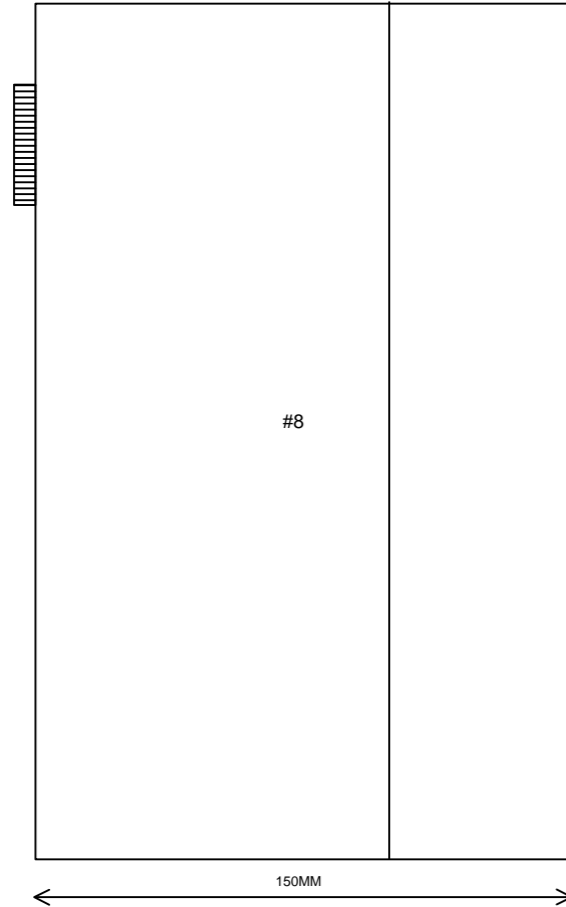
DRAWN TO
AS1100



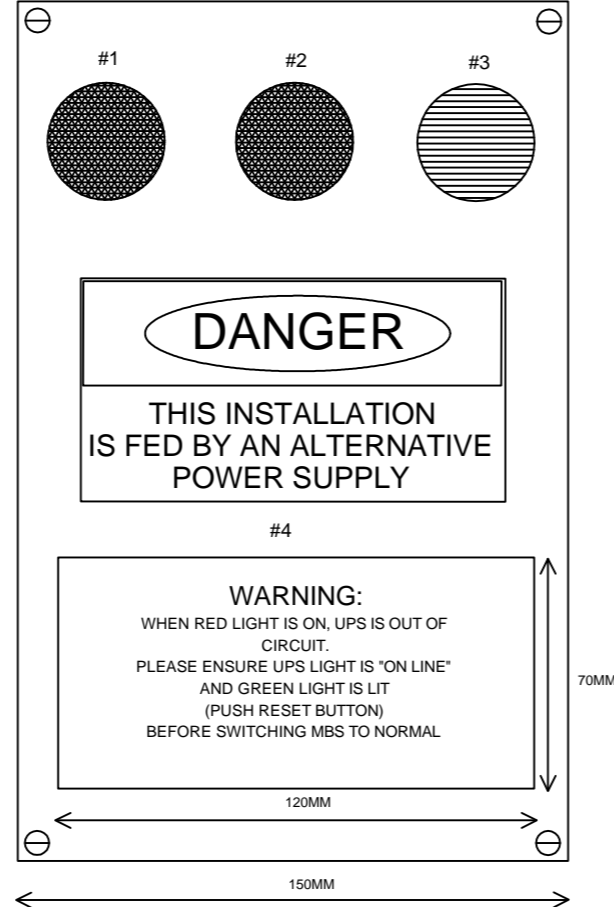
DO NOT SCALE

ALL DIMENSIONS IN MM
UNLESS STATED OTHERWISE

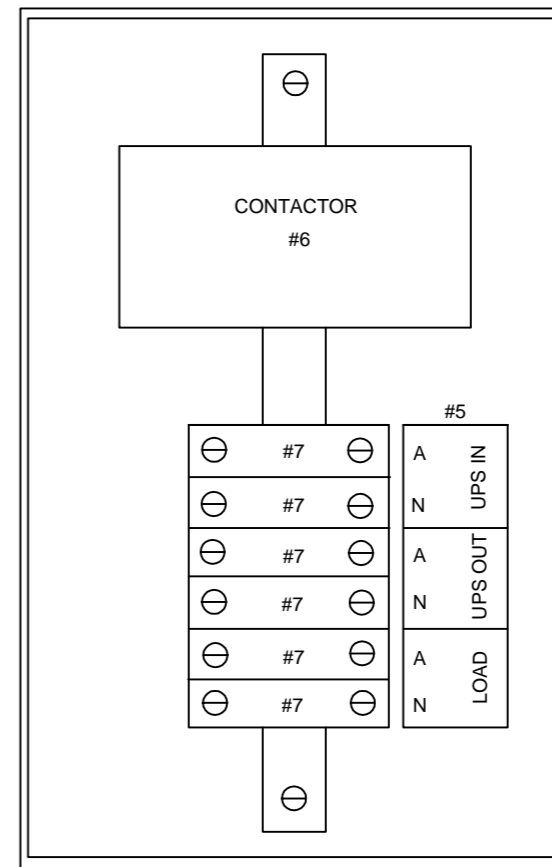
SIDE




FRONT



INSIDE



TOP



- #1 - 110VAC 22mm GREEN LED (Sprecher & Schuh D7P-P3-PN3G)
- #2 - 110VAC 22mm RED LED (Sprecher & Schuh D7P-P4-PN3R)
- #3 - RESET BUTTON - 10A N/O PUSH BUTTON
- #4 - RED LABEL WITH WHITE WRITING
- #5 - WHITE LABEL WITH BLACK WRITING
- #6 - SCHNEIDER ELECTRIC (TELEMECHANIQUE P/No LC1D258F7) 110VAC COIL Contact Rating 40A @ 440V, OR SCHNEIDER ELECTRIC (TELEMECHANIQUE P/No LC1D258U7) 240VAC COIL Contact Rating 40A @ 440V
- #7 - WEIDMULLER SAK10 TERMINALS
- #8 - ELECTRICALLY INSULATED ENCLOSURE

© 2015 Australian Rail Track Corporation Ltd.

Drawing standard in accordance with EGP-04-01 & EGP-04-02

Used on / Next higher assembly:
ASSEMBLY

Filename:
STD-S0023

Alternate DMS number:

Rev	Date	Revision Description	Designed	Checked	Ind. Rev.	Approv.
1	24/07/15	INITIAL DESIGN	G Hartland	J Budden	M Blaik	M Blaik

Designing Company:		ARTC 2 Kings Road Broadmeadow NSW 2292	
Designed	G.HARTLAND	20/07/15	ARTC ACCEPTANCE
Checked	J.BUDDEN	28/07/15	Accepted By M.BLAIK
Ind Rev. Company	ARTC	Ind Rev. Name	M.BLAIK
Review	M.BLAIK	29/07/15	Signed: _____
Signature	M.BLAIK	29/07/15	Acceptance Date

ARTC

STD-S0023

UPS_CHANGEOVER_TYPICAL-AUTO_BYPASS_LAYOUT

Sheet No.
1 of 1
Scale:
Not to
Scale

SHEET
SIZE
A3