

Rail Handling Attachment Guideline

EPG-32-02

Applicability

ARTC Network Wide

Publication Requirement

Internal / External

Primary Source

New Document

Document Status

Version #	Date Reviewed	Prepared by	Document Owner	Endorsed	Approved
1.0	27 Mar 26	Manager National Services	Manager National Services	Manager Heavy Plant Operations Principal Rolling Stock Interface Engineer	A/Manager Engineering Services 29/05/2026

Amendment Record

Amendment Version #	Date Reviewed	Clause	Description of Amendment
1.0	27 Mar 26		First issue.

Disclaimer

This document has been prepared by ARTC for internal use and may not be relied on by any other party without ARTC's prior written consent. Use of this document shall be subject to the terms of the relevant contract with ARTC.

ARTC and its employees shall have no liability to unauthorised users of the information for any loss, damage, cost or expense incurred or arising by reason of an unauthorised user using or relying upon the information in this document, whether caused by error, negligence, omission or misrepresentation in this document.

This document is uncontrolled when printed.

Authorised users of this document should visit ARTC's intranet or extranet (www.artc.com.au) to access the latest version of this document.

Table of Contents

1	Introduction.....	3
1.1	Purpose	3
1.2	Scope	3
1.3	Document Owner	3
1.4	Relevant Procedure	3
1.5	Responsibilities	3
2	Attachment Requirements.....	3
3	Attachment Matrix	4
4	Usage Considerations	7

1 Introduction

1.1 Purpose

The purpose of this guideline is to ensure appropriate control is maintained when handling lengths of rail which may present danger to personnel or plant assets.

Proper job planning, site assessment and works execution may often avoid unintended outcomes associated with loss of control over short or long lengths of rail. This document cannot cover all foreseeable scenarios and is not a replacement for adequate training, experience and judgement. Appropriate risk controls including plant to personnel separation must be in place for all rail handling activities.

1.2 Scope

This document provides operational guidance for the selection and use of mobile plant attachments for lifting, dragging and manipulating rail during ARTC infrastructure maintenance activities. It should be applied by ARTC or Contractor staff operating on the ARTC network.

1.3 Document Owner

The Manager National Services is the document owner and the initial point of contact for all queries relating to this procedure

1.4 Relevant Procedure

This guideline supports EPP-32-02 Plant Maintenance Procedures.

1.5 Responsibilities

Project and Area Managers are responsible for the safe and effective handling of rail within their area of control or worksite. This includes all rail lengths, new, used or scrap from short closures to full re-rail assets (e.g. 110-165m).




2 Attachment Requirements




Rail handling attachments for use within ARTC worksites must:



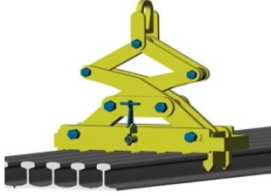
1. Be designed, manufactured and certified for use in rail handling operations by the Original Equipment Manufacturer (OEM)
2. Maintain positive control of the rail being moved
3. Always be used in accordance with the manufacturer's instructions
4. Not exceed the design Working Load Limit (WLL)
5. Only be used for pulling or dragging rail if designed to do so (check the OEM operating manual)
6. Only be used to lift more than one rail if specifically designed to do so
7. Minimise damage to the rail (unless scrap) and ensure the rail is maintained in the head "upward" position

3 Attachment Matrix

A selection of common rail handling attachment types and their permitted uses are outlined below:

Attachment Type	Single Rail lifting	Multiple Rail lifting	Rail Dragging	Rail Handling & Manipulation	Example
Rail threader with inbuilt hydraulic rail clamp	Yes	No	Yes	Yes	
Auto / scissor rail clamp	Yes	No	No	Yes – laterally only	
Collar type rail lifting clamp	Yes	No	No	Yes – laterally only	

Attachment Type	Single Rail lifting	Multiple Rail lifting	Rail Dragging	Rail Handling & Manipulation	Example
Heavy duty rail tongs	Yes	No	Yes	Yes	
Rail dragging block / pulling clamp	No	No	Yes	Yes	
Specialised hydraulic grab attachments / adaptors	Yes	No	No	Yes	

Attachment Type	Single Rail lifting	Multiple Rail lifting	Rail Dragging	Rail Handling & Manipulation	Example
Detachable Grab Cassette	No	No	No	No	
Electromagnet	Yes	Yes	Yes	Yes	
Multi-Rail Grab	Yes	Yes	No	Yes	

4 Usage Considerations

Operators must consider:

1. Is the plant designed and approved to lift and/or move freely suspend loads - check lifting chart / manual / operating specifications (may also be called pick and carry)
2. Is the plant fitted with controlled lowering devices, such as hose burst protection valves
3. Weight of installed attachment and rail must be within WLL of the equipment when on or off track
4. Dynamic movements (whip) of long rails which may occur when being handled
5. Risks associated with movement of rails including:
 - a. Swing radius (for shorter lengths)
 - b. Cabin penetration (if rail is drawn or swings towards the machine)
 - c. Extended risk areas for nearby personnel, plant or infrastructure
 - d. Release of stored energy, as there is potential for rail movement or swing outside of the parameters that the operator is expecting