

**Notice Type:** Train Operating Conditions (TOC) Waiver

Location: Flemington Goods Yard to Enfield Yard and Chullora Disposal Sidings, NSW

Subject Title: Restricted movement of "V Set" Passenger Cars on the ARTC Network

Operator(s): Southern Shorthaul Railroad

Train Number: Not Applicable

Corridor/line: SSFL / MFN

Direction: Not Applicable

Effective From: 25/04/2025

Effective To: 24/10/2025

**Reference Documents:**

Route Access Standard: RAS – General Information &amp; TOC

TOC Manual: Section 10 – Rolling Stock Data

**General Details / Operating Condition:**

A Waiver to the conditions of the ARTC TOC Manual is issued for the restricted movement of Sydney Trains "V Set" passenger vehicles on the ARTC Network from Flemington Goods Yard to Enfield Yard, Sydney Trains Main South Line and Chullora Disposal Sidings, including return as specified in the route and operating conditions below.

**Vehicle details:**

**The following vehicles are NOT registered for operation and are only permitted for the movement as detailed below as these are over allowable rolling stock outlines.**

Vehicle Code	Description	Max Speed	Max Gross Tonnes	Length Metres	Draw Gear Capacity	Car Numbers
DCM	Motor	25	61.0	23.9	0.90	8021-8031
DTM	Motor	25	61.0	23.9	0.90	8032-8036
DIM	Motor	25	59.4	23.9	0.90	8020, 8038-8092
DJM	Motor (Chopper control)	25	61.0	23.9	0.90	8093-8138
DKM	Motor (Chopper control)	25	61.7	23.9	0.90	8139-8145
DTD	Ctrl Trailer	25	46.0	23.9	0.90	9031-9036
DCT	Ctrl Trailer	25	46.0	23.9	0.90	9037-9044
DIT	Trailer	25	45.6	23.8	0.90	9101-9184
DKT	Trailer	25	44.3	23.8	0.90	9185-9191

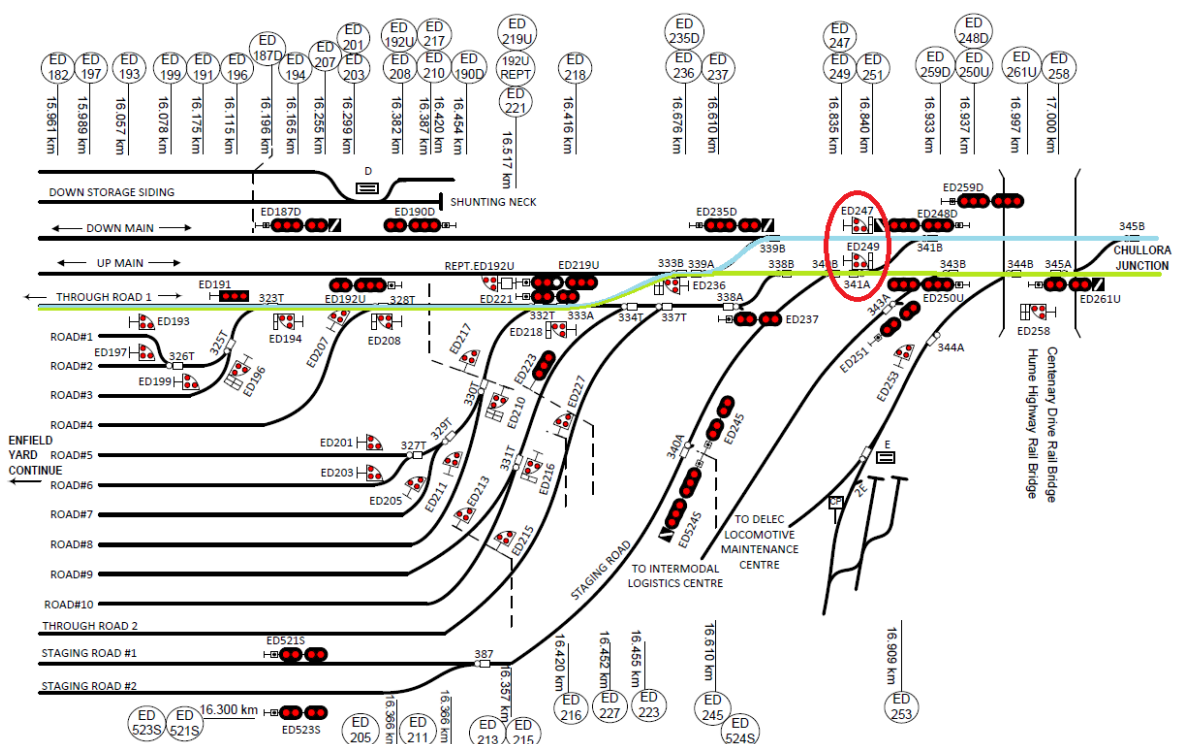
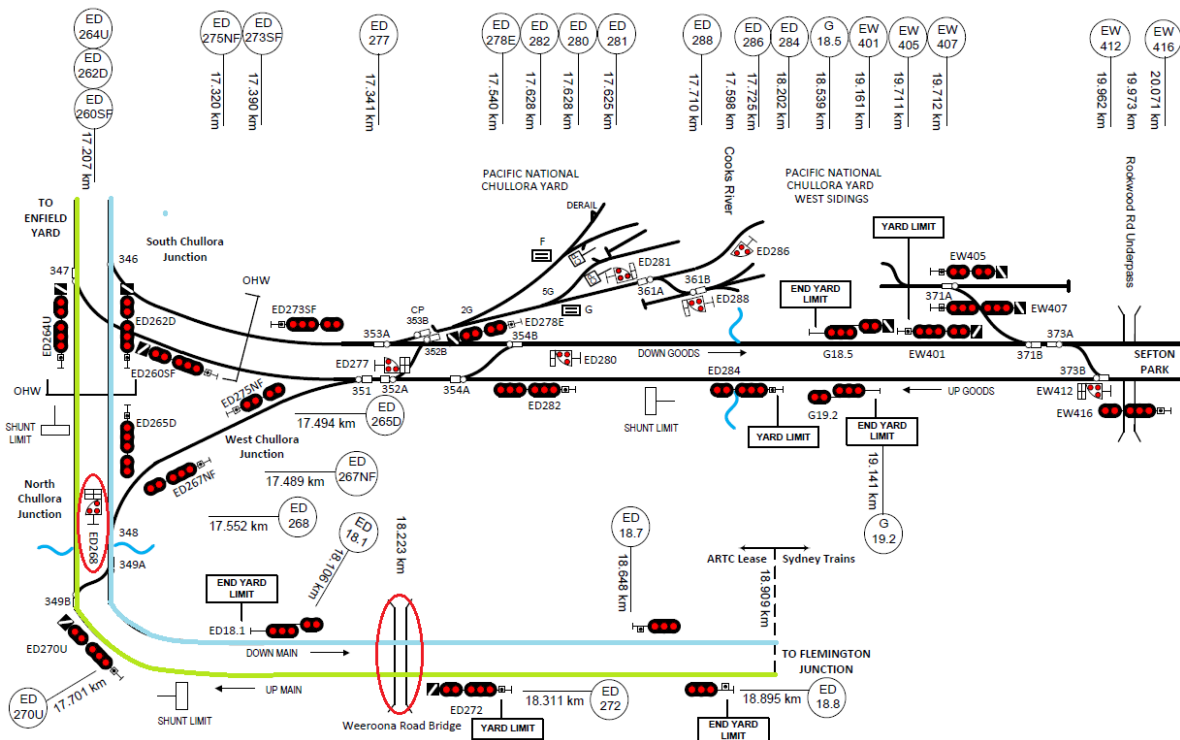
The movements are subject to the following operating conditions:

**General movement conditions:**

- Vehicles are to be locomotive hauled on the ARTC Network.
- No additional vehicles are to be added to the consist.
- There are no restrictions for passing movements for other rail traffic. Pathing is based on infrastructure clearances, not track centre clearances.
- Air and hand brakes to be fully operational on all vehicles.
- Passenger carriage to be unattended during movement unless by maintenance staff observing vehicle condition.
- Vehicles shall be prepared for transfer including securing of pantographs.
- **Maximum speed of operation limited to 25km/hr when operated head-end**
- **Maximum speed of propelled operations limited to 10km/h, and propelled operations must be piloted.**
- **Additional speed restrictions in details below.**

**Flemington Goods Yard to Enfield Yard**

- Movement as detailed (Refer to Figure 1 and Figure 2):
  - From Flemington Junction to Enfield Yard:
    - Enter the ARTC Network at 18.909km Up Main from Flemington Junction.
    - Travel Up Main through Chullora Junction to Enfield.
    - At points 333B Up Main diverge through cross over to Through Road 1.
  - From Enfield Yard to Flemington Junction:
    - From Through Road 1, cross over to Up Main at points 333A.
    - At points 339A Up Main diverge through cross over to Down Main.
    - Travel Down Main through Chullora Junction to Flemington Junction.
- Specific Speed restrictions to be applied over path:
  - At 18.223km Weeroona Road Bridge.
    - Movement to pass at 10km/hr until clear of location.
  - At 17.552km caution around ground signal.
    - Movement to pass at 10km/hr until clear of location.
  - At 16.835km caution around ground signal.
    - Movement to pass at 10km/hr until clear of location.



**Flemington Goods Yard to Chullora Disposal Sidings**

- Movement as detailed (Refer to Figures 3 and 4):
  - From Flemington Junction to Chullora Disposal Sidings:
    - **Head End Movement**
    - Enter the ARTC Network at 18.909km Up Main from Flemington Junction.
    - Travel Up Main through Chullora Junction to Enfield.
    - At points 333B Up Main diverge through cross over to Through Road 1.
    - **Propelled Movement (Piloted at 10 km/h)**
    - From Through Road 1, diverge through cross over to Up Main at points 333A.
    - At points 339A Up Main diverge through cross over to Down Main.
    - Travel Down Main through South Chullora Junction towards Chullora Disposal Sidings.
    - At points 353A Down Goods diverge through cross over to Chullora Disposal Sidings.
  - From Enfield Yard to Flemington Junction:
    - **Head End Movement**
    - From Chullora Disposal Sidings, cross over to Down Goods at 353B Points.
    - At points 352B Down Goods diverge through cross over to Up Goods.
    - At points 351 Down Goods diverge through West Chullora Junction.
    - Travel Down Main to Flemington Junction.
- Specific Speed restrictions:
  - At 18.223km Weeroona Road Bridge.
    - Movement to pass at 10km/hr until clear of location.
  - At 17.597km caution around ground signal.
    - Movement to pass at 10km/hr until clear of location.
  - At 16.835km caution around ground signal.
    - Movement to pass at 10km/hr until clear of location.
  - At 17.465km caution around ground signal.
    - Movement to pass at 10km/hr until clear of location.





## Flemington Goods Yard to Sydney Trains Main South Line

- Movement as detailed (Refer to Figures 5 and 6):
  - From Flemington Junction to Sydney Main South Line:
    - Enter the ARTC Network at 18.909km Up Main from Flemington Junction.
    - At points 349B Up Main diverge through cross over to Down Main.
    - At points 348 Down Main diverge through West Chullora Junction onto Up Goods.
    - At points 352A Up Goods diverge through cross over to Down Goods.
    - At points 373A Down Goods diverge through cross over to Up Goods.
    - Travel Up Goods until Sydney Trains Main South Line
- Note: **there is no return via this route permitted (one-way operation).**
- Specific Speed restrictions:
  - At 18.223km Weeroona Road Bridge.
    - Movement to pass at 10km/hr until clear of location.
  - At 17.597km caution around ground signal.
    - Movement to pass at 10km/hr until clear of location.
  - At 16.835km caution around ground signal.
    - Movement to pass at 10km/hr until clear of location.
  - At 17.465km caution around ground signal.
    - Movement to pass at 10km/hr until clear of location.

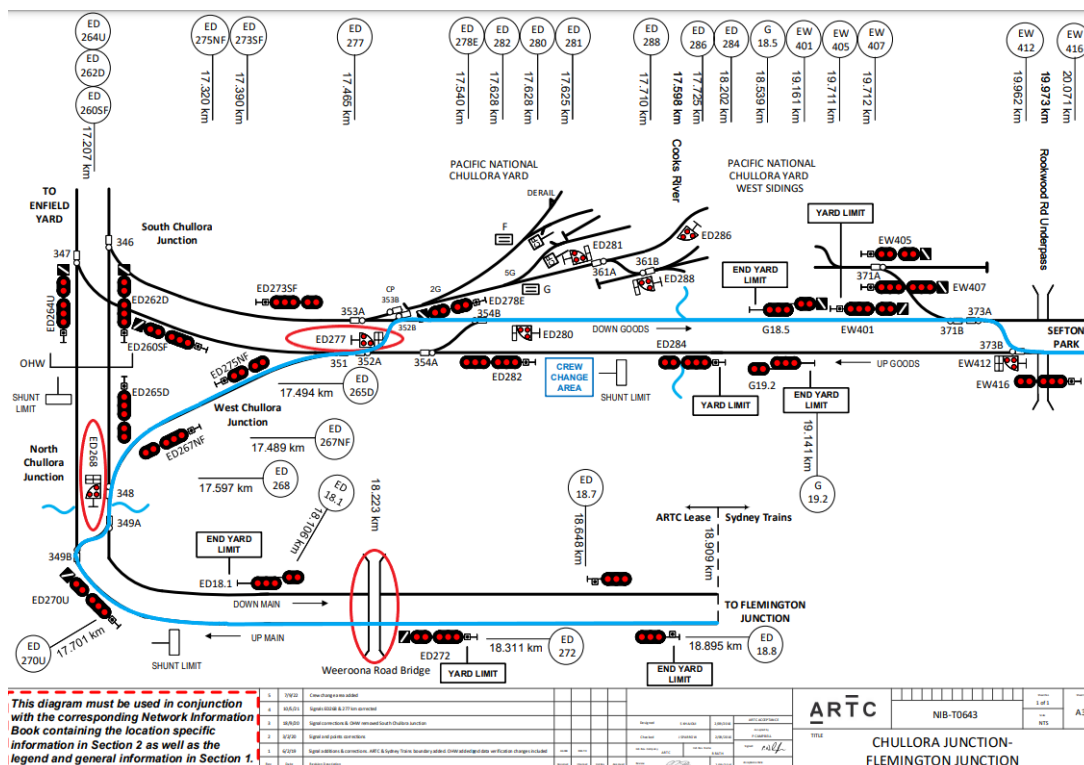


Figure 5: Route through Chullora Junction [Blue towards Sydney Trains Main South Line]



Date:	23/04/2025
-------	------------